

**Final Results**  
**2009/10 GP Patient Experience Survey**  
**Carden Medical Centre - Aberdeen**



**Carden Medical Centre**  
**Carden House, Carden Place**  
**Aberdeen**  
**Aberdeenshire**  
**AB10 1UT**

**Scottish Government July 2010**

**An official statistics publication for Scotland**

**Better  
Together**

Scotland's Patient Experience Programme



# 2009/10 GP Patient Experience Survey

## Carden Medical Centre - Aberdeen

### Introduction

This report gives a summary of the final results of the 2009/10 GP Patient Experience Survey for Carden Medical Centre - Aberdeen.

The survey was sent to 481 people registered with the surgery, and they were asked to return it only if they had contacted the surgery in the last year.

The survey asked questions about people's experiences during 2009/10 of making an appointment, visiting the GP surgery, seeing staff and being prescribed medicines. A copy of the survey is available at:

[http://surveyresults.bettertogetherscotland.com/gp/GP\\_Survey\\_FINAL.pdf](http://surveyresults.bettertogetherscotland.com/gp/GP_Survey_FINAL.pdf)

169 patients of Carden Medical Centre - Aberdeen sent in feedback on their experiences at the surgery. Of the patients that answered questions about themselves:

- 38% were male and 62% were female;
- 19% were aged 16-34, 29% were aged 35-49, 21% were aged 50-64 and 32% were 65 and over;
- 72% did not have any limiting illness or disability.

The survey was commissioned by Scottish Government for Scotland's Patient Experience Programme "Better Together" and was carried out by Picker Europe. Picker Europe is a charity which provides support for patient experience surveys.

The results of the survey will be used by the GP surgery, Health Board, and the Scottish Government to improve the quality of healthcare in Scotland by focussing us on the areas that people tell us are important to them and where they consider we could do better.

For more information on Better Together, Scotland's Patient Experience Programme please go to [www.bettertogetherscotland.com](http://www.bettertogetherscotland.com)

For information on what the above organisations are doing to make improvements please contact:

Better Together  
GR, St Andrew's House  
Regent Road  
Edinburgh  
EH1 3DG  
[patientexperience@scotland.gsi.gov.uk](mailto:patientexperience@scotland.gsi.gov.uk)

National results for this survey are available in the national report published here:  
<http://www.scotland.gov.uk/Topics/Statistics/Browse/Health/GPPatientExperienceSurvey>

## Results for Carden Medical Centre - Aberdeen

Results are shown as the % positive. This means the percentage of people who answered in a positive way. For example, when asked if they could get through on the phone, if people said always or most of the time these have been counted as positive answers.

The bars illustrate the % positive as green, and the % negative as red. For example, if people said they could rarely or never get through on the phone, these have been counted as negative. Where answers are neither positive nor negative, the % is shown in yellow - for example if people answered sometimes to the question about getting through on the phone.

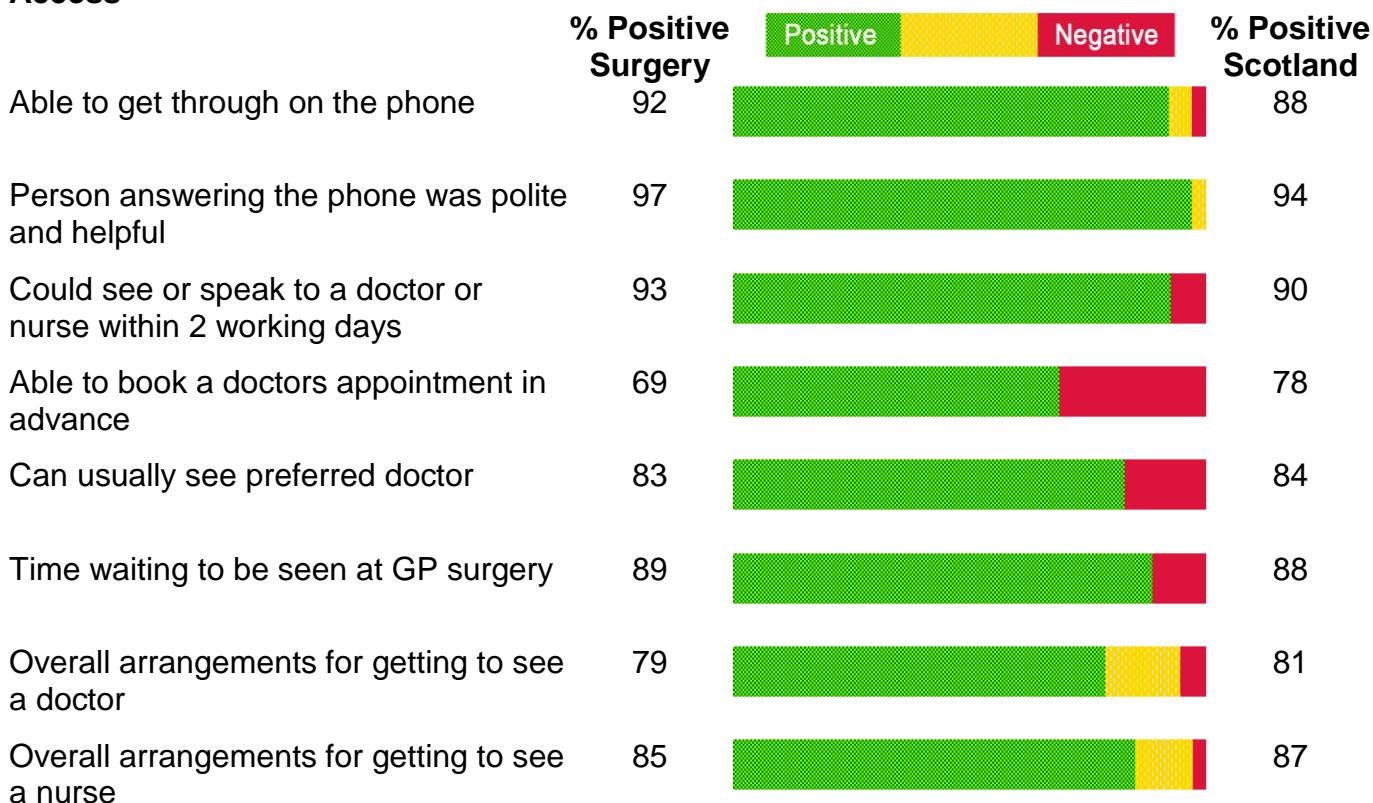
The answers that have been counted as positive and negative for each question can be found on the website at:

[http://surveyresults.bettertogetherscotland.com/gp/Percent\\_Positive\\_Results\\_key.pdf](http://surveyresults.bettertogetherscotland.com/gp/Percent_Positive_Results_key.pdf).

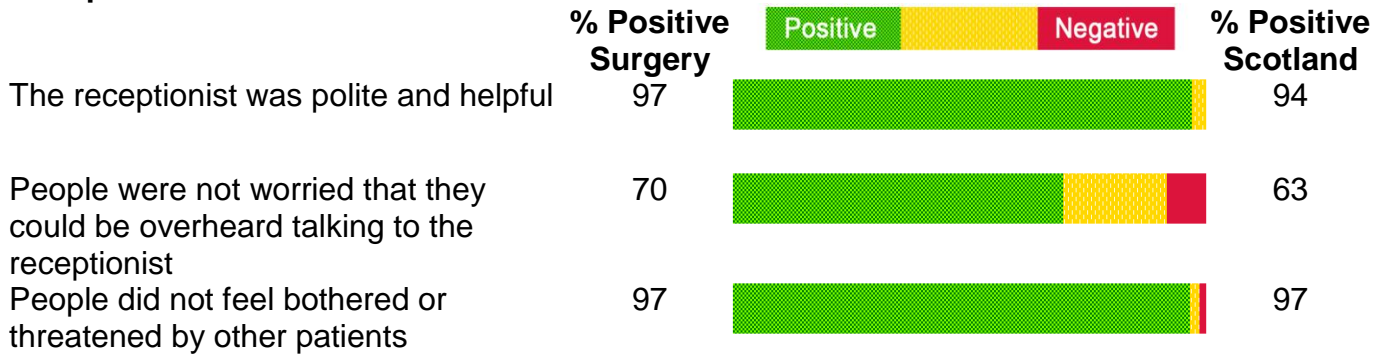
The national average is the weighted average for patients in Scotland. The weighted national average is calculated by weighting each GP surgery result by the relative surgery size. The weight is calculated as the GP surgery list size (of patients eligible for the survey) as a proportion of the national list size.

To display the number of patients answering positively and negatively for a particular question, please hover the mouse cursor over the bar chart (this is not available on the html version).

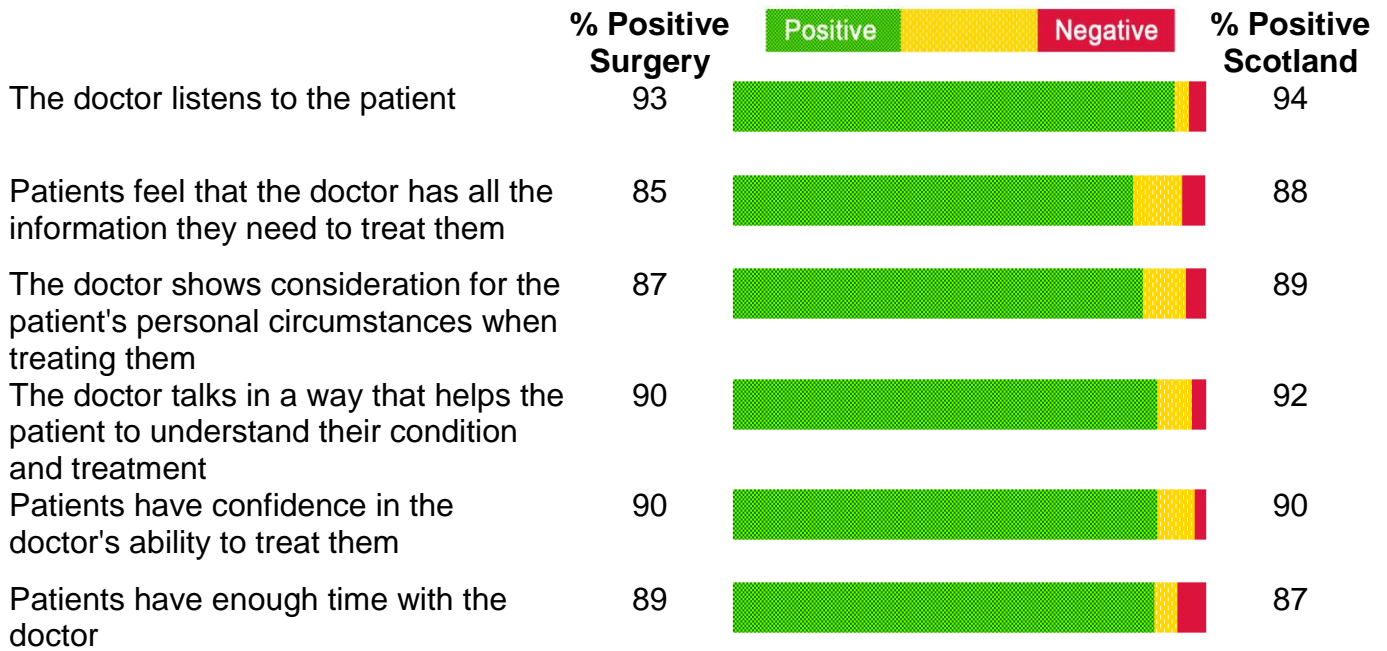
### Access



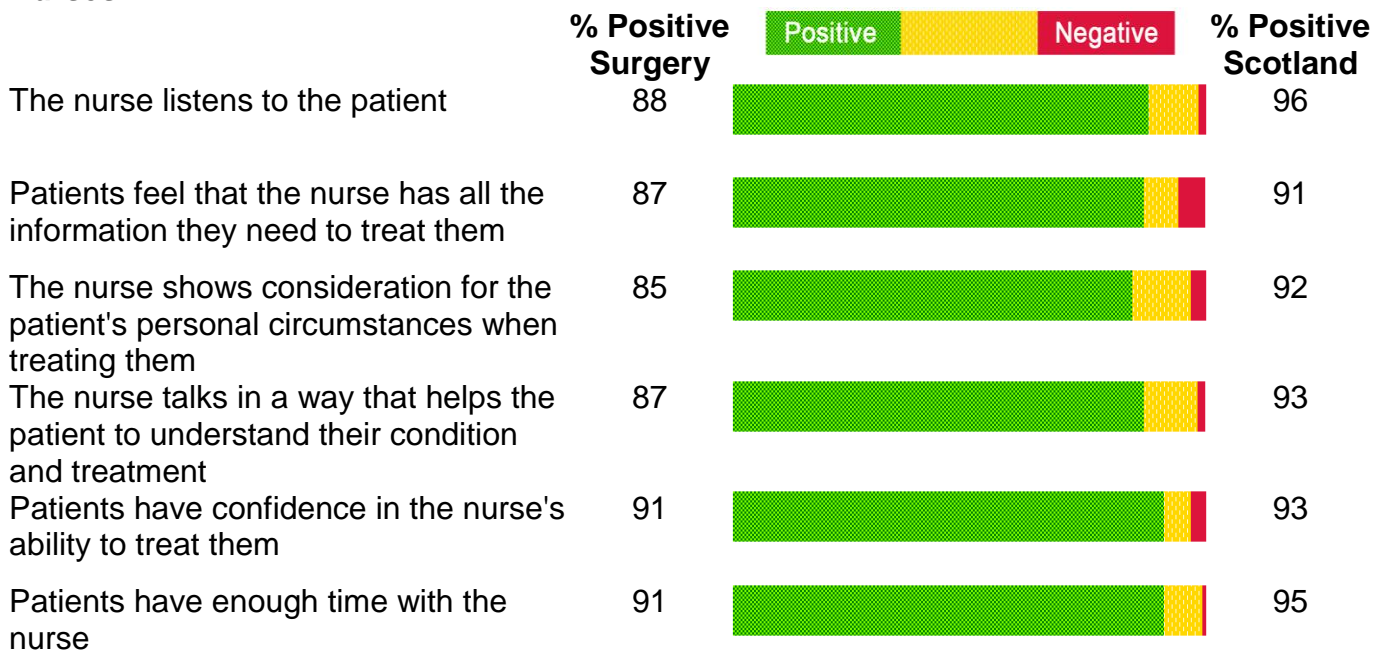
## Reception



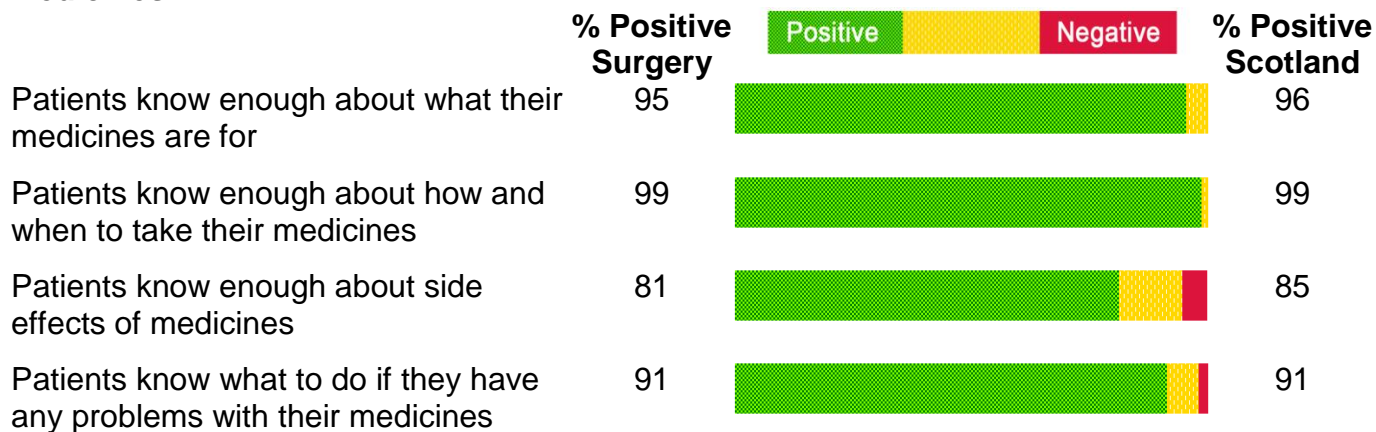
## Doctors



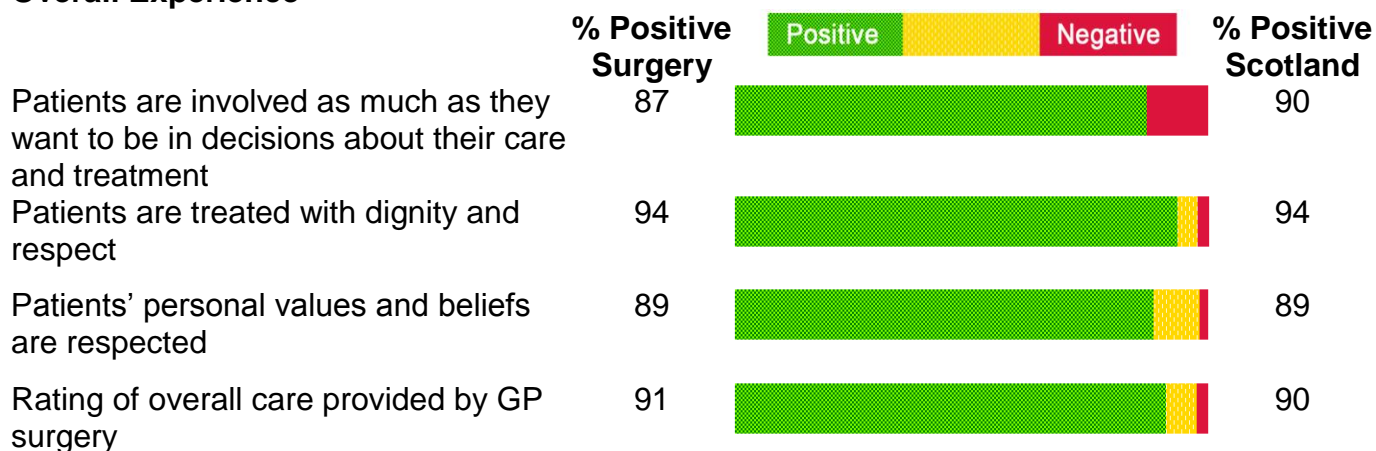
## Nurses



## Medicines



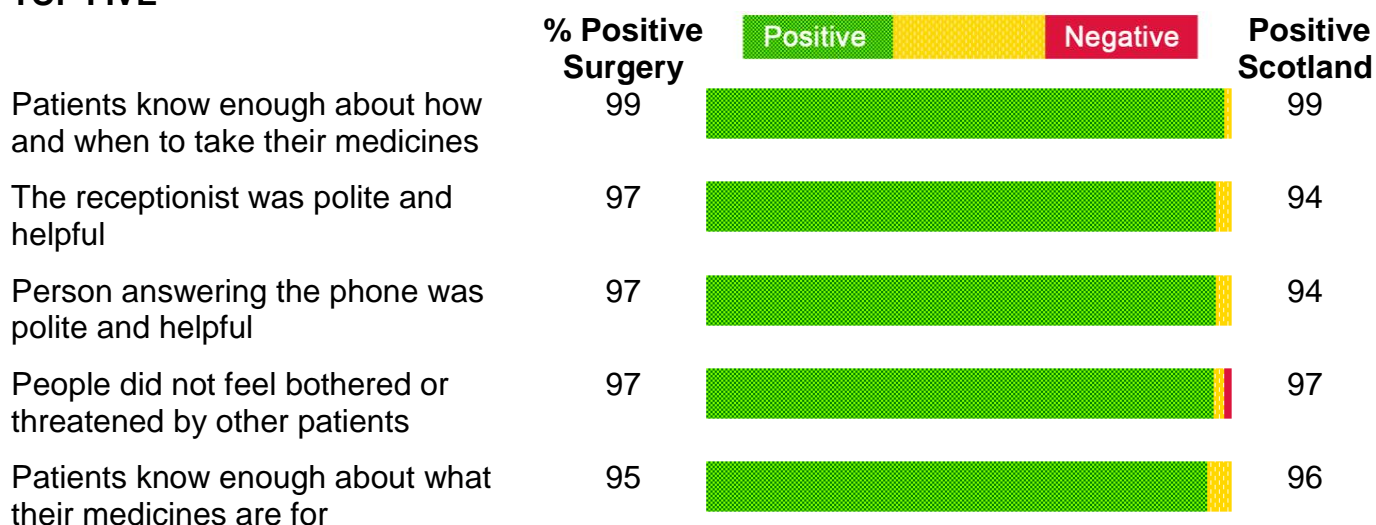
## Overall Experience



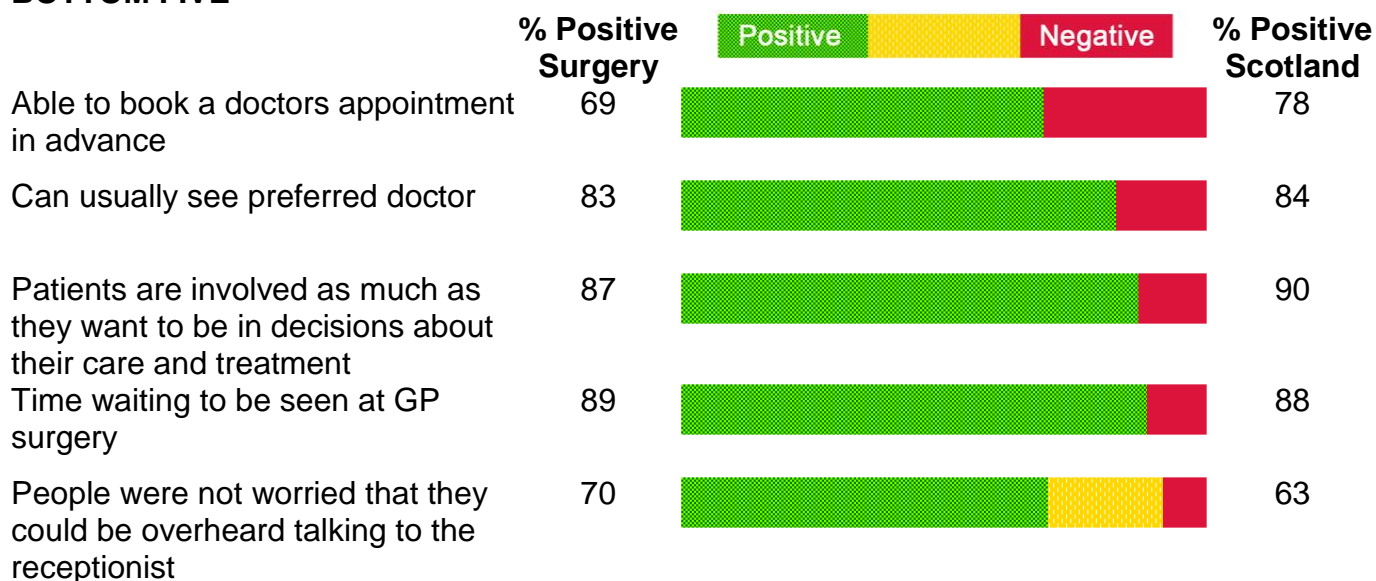
## Top Five and Bottom Five Results for Carden Medical Centre - Aberdeen

The top 5 questions are those with the highest % positive for the surgery. The bottom 5 are those questions with the highest % negative for the surgery.

### TOP FIVE



### BOTTOM FIVE



## AN OFFICIAL STATISTICS PUBLICATION FOR SCOTLAND

Official and National Statistics are produced to high professional standards set out in the Code of Practice for Official Statistics at <http://www.statisticsauthority.gov.uk/assessment/code-of-practice/code-of-practice-for-official-statistics.pdf>. Both undergo regular quality assurance reviews to ensure that they meet customer needs and are produced free from any political interference.

Statistics assessed, or subject to assessment, by the UK Statistics Authority carry the National Statistics label, a stamp of assurance that the statistics have been produced and explained to high standards and that they serve the public good.

Further information about Official and National Statistics can be found on the UK Statistics Authority website at [www.statisticsauthority.gov.uk](http://www.statisticsauthority.gov.uk)

## SCOTTISH GOVERNMENT STATISTICIAN GROUP

### Our Aim

To provide relevant and reliable information, analysis and advice that meet the needs of government, business and the people of Scotland.

For more information on the Statistician Group, please see the Scottish Government website at [www.scotland.gov.uk/statistics](http://www.scotland.gov.uk/statistics)

### Correspondence and enquiries

Enquiries on this publication should be addressed to:

Gregor Boyd  
Health Analytical Services  
Scottish Government  
B-R St Andrew's House  
Edinburgh EH1 3DG  
Telephone: 0131 244 3201;  
e-mail: [Gregor.boyd@scotland.gsi.gov.uk](mailto:Gregor.boyd@scotland.gsi.gov.uk)

General enquiries on Scottish Government statistics can be addressed to

Office of the Chief Statistician  
Scottish Government  
1N.04, St Andrews House  
EDINBURGH EH1 3DG  
Telephone: (0131) 244 0442  
e-mail: [statistics.enquiries@scotland.gsi.gov.uk](mailto:statistics.enquiries@scotland.gsi.gov.uk)

Further contact details, e-mail addresses and details of previous and forthcoming publications can be found on the Scottish Government Website at [www.scotland.gov.uk/statistics](http://www.scotland.gov.uk/statistics)

### Complaints and suggestions

If you are not satisfied with our service, please write to the Chief Statistician, Mr Rob Wishart, 1N.04, St Andrews House, Edinburgh, EH1 3DG, Telephone: (0131) 244 0302, e-mail [rob.wishart@scotland.gsi.gov.uk](mailto:rob.wishart@scotland.gsi.gov.uk). We also welcome any comments or suggestions that would help us to improve our standards of service.

### ScotStat

If you would like to be consulted about new or existing statistical collections or receive notification of forthcoming statistical publications, please register your interest on the Scottish Government ScotStat website at [www.scotland.gov.uk/scotstat](http://www.scotland.gov.uk/scotstat)

### Crown Copyright

Brief extracts from the Crown Copyright material in this publication may be reproduced provided the source is fully acknowledged.